

WORKMASTER[®]

WE FIND A WAY — OR MAKE ONE!



RAILCAR VIBRATORS & ACCESSORIES

Master Distributor

AIRMA^{TIC}
WE'LL HANDLE IT.

airmatic.com

Ph: 215.333.5600

Em: infocenter@airmatic.com

INDUSTRY'S MOST **DANGEROUS, DIFFICULT, DIRTY** JOBS MADE **SAFER, EASIER, & FASTER**

WORKMASTER® has the Railcar Vibrator you need to eliminate the safety and productivity problems associated with the dangerous, dirty, and slow job of unloading railcars. We offer the industry's most-complete line of air Vibrators for pocket vibration or whole-car vibration. Based on factors including: Material being unloaded; Number of cars unloaded per week; Unloading site conditions, such as available compressed air (both pressure [PSI] and volume [CFM]), noise restriction, and site security; the Physical abilities of the site worker(s) (our vibrators weigh between 48-lbs and 110-lbs; and Budget, a Customer can choose from air-operated piston, rotary turbine, rotary HD roller, or motor-driven adjustable eccentric-weight vibrators.



WORKMASTER® Hopper Car Vibrators allow most operators to lift and easily slide a wedge-mount vibrator into the car's pocket, or place a clamp-mount vibrator on the car's side sill. With the right railcar vibrator, even solidly jammed railcars, the kind that put workers into overtime, or dangerous work situations like rodding, poking or banging, can be easily and quickly emptied. The force output of WORKMASTER® Vibrators varies from 1,000 force-lbs to a whopping 14,000 force-lbs, and operate at speeds from 2,000-VPM to 15,000-VPM for easy, fast, and safe unloading.

WORKMASTER® Hopper Car Vibrators are engineered and manufactured to provide dependable, long-term service. Construction materials are chosen for their strength and durability, and we guarantee your satisfaction.

As you'll see, every one of our vibrators can make the job safer and easier. So how do you decide which vibrator is best for your unloading site? Is it the fastest, and most powerful (and also consumer of the greatest CFM), or is it the quietest, or least heavy? Your decision should be based on criteria such as: **(1)** the Flow Characteristic of the material you intend to unload. When the gate is opened, is material jammed solid? Does it begin to flow then stop due to bridging? Does the material tunnel or rat-hole? Does it flow steadily but slowly? The flow problem guides us to how much force and frequency is needed; **(2)** the site's Air Volume (CFM) and Air Pressure (PSI) which enables the vibrator to reach the required force and speed. All vibrators must be fed 80-PSI at start-up (can then be dropped to 60-PSI when sufficient material is flowing), and they must have sufficient air volume (21-CFM to 84-CFM based on model and size). If not, a simple and inexpensive air receiver tank can be installed to supplement plant air. You'll also need to use the correct-size hose, couplings, and fittings – air line restrictions paralyze air vibrators, and gate openers; **(3)** the Compressed Air must be clean and the vibrator needs small amounts of lubrication. Rust, scale, burnt oil, and other debris kills power output and increases maintenance costs. An inexpensive, properly sized and maintained air filter, regulator w/gauge, and lubricator (FRL) is an inexpensive insurance policy to guarantee long, maintenance-free vibrator life. The costs of labor and productivity problems far exceeds the cost of a correct-sized FRL; **(4)** the Budget (our vibrators range in price from ≈ \$600 to ≈ \$3,000 – but don't let the price be the primary determinant; our terms and conditions are flexible and we can usually solve the budget problem). Finally, if you'd like our help in selecting the ideal Vibrator for your site, give us a call. With the thousands of Hopper Car Vibrators we've successfully applied in our 68-years of experience, we're sure we can help you select the Vibrator that best meets your needs.

RAILCAR VIBRATORS & ACCESSORIES

WORKMASTER
WE FIND A WAY — OR MAKE ONE!

With **8 models** of **Hopper Car Vibrators**, which range in speed from **2,000 Vibrations Per Minute (VPM)** to **15,000 VPM**, and range in power from **1,000 Force-Lbs.** to **14,000 Force-Lbs.**, we've got the Vibrator needed to empty your railcars in record time no matter what material is being unloaded.



CAR-ROCKER™
Dual Roller
Pocket Vibrators



CAR-ROCKER™
Turbine Pocket
Vibrator



RAIL-SHAKER™
Hopper Car
Pocket Vibrator



BRUTE®
Hopper Car
Vibrators



Hopper Car
Lg Sa Wedge
Female Bracket



Hopper Car
Female
Wedge Bracket



Cradle Lug Bracket w/
Male Wedge Mount

ROLL-A-VIBE
Hopper Car
Vibrator Lift Cart



***Cradle Head
Options for
any Vibrator!***

This pneumatic **Pocket Vibrator Assembly** is a direct impacting piston/linear type Vibrator that pounds the wall of the railroad hopper car like a fast acting sledge hammer to first, break the material-to-wall bond, and then, keep the material stimulated to maintain constant flow. It fits all standard railcar hopper car brackets, and the wedge bracket's top lugs keep the **RAIL-SHAKER™ Hopper Car Vibrator** from becoming jammed in the pocket, so it's easy to remove when the car is empty.

RAIL-SHAKER

The RAIL-SHAKER™ generates 3,300-VPM, and 1,558 lbf at 80-PSI.

IMPROVED SAFETY

Eliminate the safety problems caused by climbing in and around railcars to manually air lance, poke and scrape interior walls and slope sheets. Can be handled by one person.

SMOOTH OPERATION

Accurately ground and high-polished alloy steel piston reciprocates in a precision machined cylinder for smooth, trouble-free operation time-after-time.

MINIMAL MAINTENANCE

When used with a Filtered, Regulated, and Lubricated air supply the Vibrator requires minimal maintenance usually only after each 40-hours of operation.

IMPROVED UNLOADING EFFICIENCY

An unpainted, precision-machined, wide base provides a flat mount which guarantees maximum transfer of vibrator force to reduce unloading time by as much as 30%.

HEAVY-DUTY CONSTRUCTION

Rugged ductile iron body for improved strength to weight ratio and a heavy-duty gasket means positive sealing over the Vibrator's lifetime.

CONSERVE ENERGY

HD starter spring means instant, any position starting at low PSI. Efficient operation enables the Vibrator to use less air than rotary vibrators with comparable force.



PART #

13-15210

POWERFUL LINEAR VIBRATION

INSTANT MATERIAL FLOW

MINIMAL MAINTENANCE


EASY-TO-HANDLE

CAR ROCKER™

DUAL ROLLER RAILCAR VIBRATORS

WORKMASTER®
WE FIND A WAY — OR MAKE ONE!

The **CR-Series of CAR ROCKER Pneumatic Railcar Vibrators** is available in 3 sizes making it ideal for a wide range of bulk solids handling applications but especially those applications that require fast, high force vibration. The CAR ROCKER, available in 2 sizes of dual-roller rotary vibrators (CR-50 & CR-60) and 1 size of single-roller rotary vibrator (CR-70), got its name because of its unique ability to provide the extreme power needed for complete and rapid hopper car unloading. With only 3 moving parts, the Vibrators have an extremely long wear life, and require little maintenance.



CAR ROCKER ROLLER MODELS

At 80PSI the CRR-50 CAR ROCKER generates 14,000 VPM & 9750 lbf-ft;
the CRR-60 CAR ROCKER generates 12,000 VPM & 10,395 lbf-ft;
the CRR-70 CAR ROCKER generates 11,000 VPM & 14,500 lbf-ft.

IMPROVE BULK SOLIDS HANDLING EFFICIENCY

These high-frequency, high-force, heavy-duty Vibrators were originally developed for the difficult job of rapidly consolidating and surface finishing concrete in the precast industry over 55 years ago, but have now been successfully used for unloading railcars for over 40 years.

TWO MOUNT STYLES

CAR ROCKER vibrators are available in either a cradle-lug mount style for portability or in bolt-on style for permanent mount.

WIDE RANGE OF APPLICATIONS

In addition to unloading railcars and consolidating concrete, CAR ROCKER Vibrators are used extensively on large hoppers, bins, chutes, molds, screens, forms, and tables to keep the most stubborn of materials flowing freely.

EASY-GRIP HANDLE

The replaceable comfort-grip side-handle makes it even easier for one man to easily move any CAR ROCKER from railcar pocket to pocket or in other applications from job to job.

HEAVY-DUTY CONSTRUCTION

A cast iron housing with hardened steel end-plates, machined steel rollers, and a specially formulated phenolic air motor vane work in concert to extend the life of the Vibrator in the harshest of applications, whether that be weather, dirt, or poor air supply.

GUARANTEED PERFORMANCE

The CR-Series Vibrators are guaranteed to both energize stubborn material and maintain flow completely and rapidly or the CAR ROCKER can be returned for credit.

The unique urethane-encapsulated turbine in the **Car Rocker™ High Frequency Turbine Vibrator** produces more power with less noise than any other high-frequency/high force pneumatic turbine vibrator on the market. With an output of over 10,000 force lbs, depending on the application, the Car Rocker™ High Frequency Turbine Vibrator delivers twice the force output, while using half the CFM of the most powerful competitive models.

CAR ROCKER TURBINE MODEL

The CRT CAR ROCKER™ Turbine generates 9,300-VPM and 10,650 lbf-ft at 80-PSI.

MOVES MORE MATERIAL

Larger unbalance creates greater force output to move your material.

ONE-WORKER PORTABILITY

Built-in handle provides easy portability for use in railcar unloading.

REDUCE OPERATING COSTS

More power, lower air consumption, and longer life than competitive models cuts your lifetime cost of ownership.

GUARANTEED PERFORMANCE

Our High Frequency Turbine Vibrator must work to your complete satisfaction or it can be returned for full credit.

REDUCE MAINTENANCE COSTS

Long-life, high-speed sealed bearings need no lubrication.

REDUCE NOISE

Testing proves noise level up to 10 dB less than competitive models, and within OSHA noise limits.



VIBRATOR ASSEMBLIES	PART#
CRT-50 ASSEMBLY	12-50010

MORE POWER & LESS NOISE

EASY-TO-HANDLE

MINIMAL MAINTENANCE

SATISFACTION GUARANTEED

BRUTE®

HOPPER CAR VIBRATOR

WORKMASTER®
WE FIND A WAY — OR MAKE ONE!

This pneumatic, low frequency but high force series of Vibrators offers 2 models of wedge mount **Pocket Vibrators** (the CC and CCV4), and a **Whole Car Vibrator** (CCV6) which clamp-mounts onto the hopper car's side sill. These motor-driven, adjustable eccentric-weight **BRUTE® Vibrators** are built for durability and power.



BRUTE®

The BRUTE® CC2.8-2A Pocket Vibrator Generates 3,800-VPM / 1,890 lbf;
the CCV4-3-2A Pocket Vibrator, 4,900-VPM / 4,100 lbf; the CCV6-50-6A
Whole Car Vibrator, 2,600-VPM / 9,600 lbf at 80 PSI.

HEAVY-DUTY CONSTRUCTION

High-Grade Ductile Iron Case provides maximum durability in the toughest applications.

EASY-TO-HANDLE

Dual Handle and Integral Clamp Foot (CCV Models) provide portability and positive mounting.

SAVE ENERGY


Powerful, efficient Motors for long service life and minimal power consumption.

VARIED APPLICATION RANGE

Adjustable eccentric-weights allow tuning of force output to match application.

REDUCE NOISE

Tapped Exhaust Port allows muffler installation to reduce operating noise.



*Male Wedge
Bracket Sold Separately*

VIBRATOR	PART #
CC2.8-AW-2A	A60-29762
CCV4-AW-2A	A60-29773
CCV6-50-6A	A60-14716

*AW: ADJUSTABLE WEIGHT


HEAVY-DUTY

POWERFUL

EASY-TO-HANDLE

EASY TO MAINTAIN

HOPPER CAR VIBRATOR SPECIFICATIONS

												
	RAIL-SHAKER™ Assembly			CAR-ROCKER™ CRR-50 Assembly			CAR-ROCKER™ CRR-60 Assembly			CAR-ROCKER™ CRR-70 Assembly		
AIR PRESSURE	40 PSI	60 PSI	80 PSI	40 PSI	60 PSI	80 PSI	40 PSI	60 PSI	80 PSI	40 PSI	60 PSI	80 PSI
FREQUENCY (VPM)	2,500	2,900	3300	9,200	12,500	14,000	8,500	10,000	12,500	8,000	9,500	11,000
FORCE OUTPUT (LBS)	894	1203	1558	3,250	5,500	7,020	5,200	8,950	10,395	12,000	13,300	14,580
AIR CONSUMPTION (CFM)	9.6	10.5	11.5	42	55	60	35	49	52	48	60	72
WEIGHT (LBS)	77			65			66			69		

CRADLE LUG BRACKET W/ WEDGE MOUNT

The WORKMASTER® **CRADLE LUG (CL) BRACKET W/ WEDGE MOUNT** is the highest quality mount available. It features heavy-duty, cast steel construction, and the seat of the wedge bracket is machined to match the curve of the CAR-ROCKER™ and BRUTE® CC2.8 vibrator bodies, ensuring complete contact for a secure mount.

PART #

32-17320

HOPPER CAR VIBRATOR SPECIFICATIONS



**CAR ROCKER™
CRT-50 Assembly**



**BRUTE®
CCV4-2A Assembly**



**BRUTE®
CCV6-50-6A**



**BRUTE®
CC2.8-2A Assembly**

	CAR ROCKER™ CRT-50 Assembly			BRUTE® CCV4-2A Assembly			BRUTE® CCV6-50-6A			BRUTE® CC2.8-2A Assembly		
AIR PRESSURE	40 PSI	60 PSI	80 PSI	40 PSI	60 PSI	80 PSI	40 PSI	60 PSI	80 PSI	40 PSI	60 PSI	80 PSI
FREQUENCY (VPM)	6,500	8,500	9,300	3,400	4,200	4,700	2,000	2,200	2,600	3,800	4,600	5,000
FORCE OUTPUT (LBS)	5,158	8,615	10,560	2,400	2,500	4,400	5,683	6,877	9,605	1,890	2,765	3,270
AIR CONSUMPTION (CFM)	21	25	28	37	50	56	39	44	84	38	51	63
WEIGHT (LBS)	64			90			110			72		

HOPPER CAR POCKET BRACKETS

WORKMASTER®'s Weld-On **HOPPER CAR POCKET BRACKETS** provides an easily installed mounting pocket that transmits maximum vibration from the vibrator to the railcar. Always keep a pair of either of these cast steel-brackets at your unloading site and you'll never be slowed by missing or damaged brackets again!



LG SA WEDGE FEMALE BRACKET
PN: 32-17330
A STM A27
Gr. 70-40



FEMALE WEDGE BRACKET
PN: 32-17327
ASTM A27
GR 70-36

ROLL-A-VIBE® VIBRATOR LIFT CART



The **ROLL-A-VIBE®** practical and economical portable **Vibrator Lift Cart** is a lightweight, highly maneuverable method of transporting and placing any make/model of railcar vibrator into a hopper car pocket bracket. The **ROLL-A-VIBE™ Vibrator Lift Cart** is designed to reduce employee injuries and increase productivity.

Leverage-efficiency and ease-of-operation make the **ROLL-A-VIBE Vibrator Lift Cart** the preferred method of handling railcar vibrators at any hopper bottom railcar unloading site by eliminating the manual lifting and maneuvering of any Air or Electric Railcar Vibrators.


ROLL-A-VIBE

Eliminate back and hand injuries caused by lifting and moving railcar vibrators.

ROLL-A-VIBE

Quick disconnect design allows Roller, Piston, and Electric Vibrator Carrier Heads to be interchanged Easily and Rapidly!

Easily roll the Vibrator to the Car and place it into the Hopper Car Pocket Bracket. When the Car is empty, easily lift the Vibrator out of the Pocket and store the unit for next use.



*Detachable
Roller, Piston,
or Electric
Carrier Heads.*



SHOWN
ROLL-A-VIBE® with
CAR ROCKER® Head
PN: 30-20030

Supplied Pin
locks Carrier
Head in place



ELIMINIZER AIR FILTER/DRYER WITH STAND

Stop water and dirt from entering your Hopper Car Gate Opener or Railcar Vibrator with WORKMASTER®'s **ELIMINIZER POINT-OF-USE AIR DRYER**. This unique airline accessory incorporates patented inverse flow technology and is engineered specifically to remove condensed liquids and dirt from the airlines feeding your Railcar Gate Opener, Hopper Car Air Vibrator or Hopper Car Connector. This Air Filter / Dryer Assembly not only prevents airline dirt and moisture from damaging any pneumatic equipment but also prevents lubrication washout, thereby protecting against rust and excessive wear to internal parts.

- 1" NPT Inlet (flows up to 150-SCFM)
- Stainless Steel Element and Cotton
- Rugged Metal Bowl
- Automatic Drain Cartridge

PART #

82-10424



FRL ASSEMBLY WITH CARRIER

If your Hopper Car Gate Opener is not designed with an In-Line Lubricator, WORKMASTER®'s **FRL ASSEMBLY** is ideal. The Assembly provides the utmost in tool protection by Filtering, Regulating, and Lubricating your Gate Opener's air supply. Weighing only 23-lbs, the FRL Assembly is housed in a rugged frame which can be easily transported to and from the unloading site. Continuous use of this FRL Assembly will keep any air-operated railcar Gate Opener or other pneumatic tools and equipment operating efficiently, will extend its life, and will conserve plant air.

- Universal Fittings
- 40-Micron Filter
- 2" Dia Gauge; 0 -160 PSI
- 16-oz Metal Reservoir Bowl

PART #

82-10330

IN-LINE LUBRICATOR



Designed for the intermittent start/stop operation of Hopper Car Gate Openers and Vibrators, and factory-set to deliver just the right amount of air tool oil, WORKMASTER's **IN-LINE LUBRICATOR** is the preferred way to supply the lubrication your air-powered equipment demands. Don't allow your Gate Opener or Vibrators to run dry, keep them well-oiled and long-running with WORKMASTER's In-Line Lubricator.

- 1" NPT Threaded Ports (Female)
- 16-oz Metal Reservoir Bowl

PART #

82-40004

VIBRA-TAK® SLIDE RULE TACHOMETER

The **VIBRA-TAK® Slide Rule Tachometer** is an easy-to-use tool for accurately measuring the speed of a vibrating or rotating object. Protected in a durable vinyl storage case, it's the ideal pocket size troubleshooting tool for shop and field mechanics, engineers, and service technicians. The VIBRA-TAK® is accurate to $\pm 7\%$, and, after thousands of uses, can be easily re-calibrated by either gently compressing the unit's 4-sectioned Bullet Nose to reduce the Reed-to-Bullet Nose mechanical play or replacing a worn or damaged Vibrating Reed.

MODEL	RANGE	PART #
STD-TAK	2,000 to 21,000 RPM/VPM	31-10000
SLO-TAK	200 to 2,000 RPM/VPM	31-10001

VIBRA-TAK® Slide Rule
Tachometer and
Durable Vinyl Case





VIBRA-LUBE™ VIBRATOR OIL

The internal parts of Pneumatic Rotary and Piston Type Vibrators are subject to severe stress. These parts require a special type of lubrication. WORKMASTER®'s **VIBRA-LUBE VIBRATOR OIL** is uniquely formulated to coat and protect a vibrator's inner lining and moving parts. With regular use, VIBRA-LUBE can add years of service to the life of your vibrator as well as reduce noise levels and increase air efficiency and power. For a pneumatic vibrator, there is no substitute.

PART #	DESC.
36-21020	1 Qt
36-21024	1 Case (12 Qts)



TOOL-LUBE™ AIR TOOL OIL

Keep your Gate Opener running longer – up to three times longer – cleaner, with less downtime and greater power by using WORKMASTER®'s **TOOL-LUBE AIR TOOL OIL**. Special emulsifiers allow this unique oil to absorb 10% of its weight in water preventing the formation of rust, gum, and sludge. With regular use of WORKMASTER®'s TOOL-LUBE, you can expect your pneumatic Gate Opener to operate with greater performance, consistency, and reduced noise levels.

PART #	DESC.
36-21010	1 Qt
36-21016	1 Case (12 Qts)

AIR RECEIVER TANKS

Does your unloading site equipment suffer from such insufficient air pressure (PSI) or air volume (CFM)? If you can't efficiently and effectively operate your Hopper Car Gate Opener, Railcar Vibrator or Hopper Car Connector, a new or larger air compressor doesn't have to be the answer. A WORKMASTER® **AIR RECEIVER TANK** is the cost-effective method to store and deliver the additional compressed air volume and air pressure your unloading site requires at a fraction of the cost of a compressor. All receiver Tanks are built in accordance with the ASME Section VIII Division I Code latest edition. Each Tank is supplied with an automatic drain valve, pressure gauge and safety relief valve, making WORKMASTER® Air Receiver Tanks the cost effective solution to any unloading site air system problems.

HORIZONTAL AIR RECEIVER TANKS & ACCESSORY KITS

SIZE (GAL)	DIMENSIONS (L x W x H)	TANK PART #	ACCESSORY KIT PART #
30	38" x 16" x 18"	31-32202	31-32601
60	48" x 20" x 22"	31-32203	31-32601
80	63" x 20" x 22"	31-32204	31-32602
120	68" x 24" x 26"	31-32225	31-32603
240	84" x 30" x 33"	31-32227	31-32604

VERTICAL AIR RECEIVER TANKS & ACCESSORY KITS

SIZE (GAL)	DIMENSIONS (L x W x H)	TANK PART #	ACCESSORY KIT PART #
30	38" x 16" x 18"	31-32210	31-32601
60	48" x 20" x 22"	31-32211	31-32601
80	63" x 20" x 22"	31-32212	31-32602
120	68" x 24" x 26"	31-32213	31-32603
240	84" x 30" x 33"	31-32215	31-32604



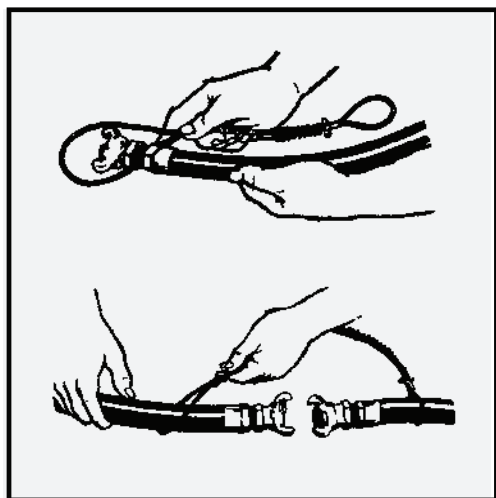
Horizontal Tanks



Vertical Tanks

WHIPCHECK SAFETY CABLE

WORKMASTER®'s **WHIPCHECK SAFETY CABLE** is a safe, positive, economical solution to the problem of injuries caused by broken air hose connections. Easily installed and removed without the use of tools, this simple device is also highly resistant to rust and corrosion. Since it is always attached to the hose, it cannot be lost, and proper installation can be easily verified — even at a distance. The WHIPCHECK is an effective and inexpensive product to insure personnel safety.



Easily installed by depressing spring and looping the wire over the hose on both sides of the connection. Release the spring and the Whipcheck locks onto the hose creating a permanent, dependable safeguard.

Recommended by: OSHA
BUREAU OF MINES
BUREAU OF RECLAMATION
US ARMY CORPS OF ENGINEERS

PART #

74-10010




AIR HOSE ASSEMBLIES

Railcar Gate Openers and Pocket Vibrators are designed to create an efficient and safe work environment. WORKMASTER®'s 1/2", 3/4", and 1" Heavy-Duty **AIR HOSE ASSEMBLIES** come in a range of lengths to keep your Gate Opener and Vibrators operating safely and efficiently at any distance. Each assembly is made from 200-PSI, nick-resistant, red rubber hose complete with universal fittings at each end. Don't allow worn or collapsed, cut or damaged, ready-to-burst air hose turn your unloading station into an accident waiting to happen. Replace worn and/or damaged hose lengths with WORKMASTER®'s Heavy-Duty Air Hose Assemblies.

BEST FOR	DIAMETER	LENGTH	PART #
Gate Openers	1"	10 ft	83-09078-09
		15 ft	83-09118-09
		25 ft	83-09134-09
		50 ft	83-09174-09
Vibrators	3/4"	10 ft	83-09077-09
		15 ft	83-09117-09
		25 ft	83-09133-09
		50 ft	83-09173-09
Vibrators	1/2"	10 ft	83-09076-09
		15 ft	83-09116-09
		25 ft	83-09132-09
		50 ft	83-09172-09

CAPSTAN RENEW ATTACHMENT

WORKMASTER®
WE FIND A WAY — OR MAKE ONE!




PART #

80-10728

A Perfect Fit, Every Time!

Opening hopper car slide gates with a completely worn Capstan Barrel can be a problem. When the Barrel's female square is rounded-off, it resists any effort to get a grip with a Gate Opener Drive Fitting. Busy unloading sites have no time to change-out the Barrel or, even worse, shunt the hopper car to a siding for repair.


WORKMASTER has a solution for the problem – the **Capstan Renew Attachment**.



The Attachment, with a top plate of HT 4140 Steel, is an easy-to-use adapter that slips over the Barrel and then pin-locks in place to provide a perfectly formed HD female square socket for the Gate Opener's Drive Fitting. The Attachment weighs < 15 lbs. so it can be easily and rapidly moved from gate to gate, and its lock-in-place feature ensures the capstan stability needed to accept the Opener's power output.

CAPSTAN SWAGE KIT

For Hopper Car Capstan Barrels that are worn but salvageable, we also offer a **Capstan Swage Kit**. This enables a user to square-up a worn female socket with just a few hits of a hand-held, 4140-steel Swage Tool with our no rebound Dead-blow Hammer.



Regular use of the Swage Kit reduces wear on the Opener's Drive Fitting.



PART #

33-11120

STUDIES SHOW that when the Gate Opener's Drive Fitting is fully engaged in the Railcar's Capstan Socket or the Capstan Renew Attachment, the **LIFE of the DRIVE FITTING WILL TRIPLE (3x).**



MAKE SAFETY PRIORITY ONE!

Owning and maintaining the proper tools and accessories is the first step in creating a safe working environment. All the items in this catalog are designed to not only help open and unload stubborn Railcar Gate, but to do so in the safest possible way.

WHY IS SAFETY IMPORTANT?

- Each year 1 in 8 workers is injured on the job.
- On average, 17 people are killed each day in the Industrial and Construction workplace (safety is not just about preventing injury — it's a matter of life and death).
- Most accidents are caused by carelessness, taking short-cuts, or simple neglect.

While we pride ourselves in the quality and dependability we build into WORKMASTER® products, we caution tool users that it is only prudent to know and follow the simple rules of Safety when using our products, or anyone else's.

FOLLOW THESE SAFETY TIPS:

- Always wear eye protection when near an operating Gate Opener.
- Only use Drive Fittings, Extensions, and Universal Joints that are in good condition. Worn Sockets reduce impact power and could shatter, resulting in personal injury.
- When using a Drive Fitting or Extension and/or Universal Joint, never operate the Gate Opener when not engaged in the Railcar's Capstan.
- Never continue to operate the Gate Opener after the gate is completely open or completely closed.
- Always use the simplest hook-up possible. If your Drive Fitting Extension and/or Universal Joint is not needed, remove tool(s) to reduce wear.
- Never hold Drive Fitting, Universal Joint, or Extension when Gate Opener is running.
- Before every use, visually inspect accessories for damage and cracking; immediately replace all damaged attachments.
- Always wear gloves when hammering Swage Tool into Capstan.
- Disconnect Gate Opener's air supply when changing attachments.
- Never use nuts and bolts to secure attachments to Gate Opener protruding ends are dangerous and against OSHA regulations.

HOPPER CAR GATE OPENERS

WORKMASTER®
WE FIND A WAY — OR MAKE ONE!



GO-A8-PW

Pneumatic Hopper
Car Gate Opener



GO-A3-PW

Pneumatic Hopper
Car Gate Opener



GO-A13-HA

Pneumatic Hopper
Car Gate Opener



GO-A8-FW

Pneumatic Hopper
Car Gate Opener



GO-E2

Electric Hopper
Car Gate Opener



GO-B3

Battery Powered Hopper
Car Gate Opener



GO-M04

Manual Hopper
Car Gate Opener



GO-M3

Manual Hopper
Car Gate Opener



GO-A2

Pneumatic Hopper
Car Gate Opener

For more information, request our complete catalog on
WORKMASTER® Hopper Car Gate Openers and Accessories.

WORKMASTER®

WE FIND A WAY — OR MAKE ONE!

WORKMASTER® is a manufacturer of labor savings bulk material handling tools to help safely and efficiently unload, transport, store and process bulk solids from hopper bottom railcars, bulk trailers, bins, silos and chutes. To help Customers gain maximum benefit from our bulk materials handling tools and equipment, we also supply a complete line of operating, mounting, and maintenance products and accessories, such as Timers and Motor Controls, Vibrator Mounts, and Lubricating Oils to help keep your unloading site tools running longer and more efficiently. WORKMASTER products help Customers work more safely and efficiently, increase the lifespan of production-critical equipment, and decrease operating and maintenance costs of tools and equipment used in some of Industry's most dangerous, difficult, and dirty jobs.



Master Distributor

AIRMA TIC
WE'LL HANDLE IT.
airmatic.com

Ph: 215.333.5600

Em: infocenter@airmatic.com