

# WORKMASTER®

WE FIND A WAY — OR MAKE ONE!



## BULK TRAILER TRAP OPENERS

Master Distributor

**AIRMA TIC**®  
WE'LL HANDLE IT.

[airmatic.com](http://airmatic.com)

Ph: 800.332.9770 Int: +1.215.333.5600  
Fx: 888.964.3866 Int: +1.215.331.9770

## STILL OPENING TRAILER TRAPS BY HAND?

**Fast, Safe and Economical Unloading of Bulk Trailers** continues to be a problem at most unloading sites. One of the biggest contributors to this problem is the often time consuming and difficult manual job of opening and closing Trailer Traps. Unloading speed, load compaction, weather conditions, age, abuse, or corroded Traps can combine to prevent gate mechanisms from operating smoothly.

Regardless of cause, the costs associated with the problem are significant. Delays in emptying the trailers means slow turnaround, increased costs, and interrupted production schedules. Even more importantly, the chance of worker injury is high since at many unloading sites, repetitive stress injuries to worker's shoulders and arms caused by hand-cranking traps is a common occurrence.

**WORKMASTER® Bulk Trailer Trap Openers** are designed to eliminate the safety and productivity problems associated with the dangerous, dirty, and slow job of opening bulk trailers.



***“Eliminates Injury and Fatigue, Optimizes Speed and Efficiency!”***

## Features

- Mobile & Stationary Models available
- Dual Torque Range  
TR1: 0 to 150 ft-lbs  
TR2: 0 to 250 ft-lbs  
(User Adjustable)
- Height Adjustable
- Over 5-ft of Reach
- Step & Lock Foot Break
- Electric/Hydraulic Power Unit (120V/1PH/60Hz)
- Multiple Drive Fittings to Adapt to Most Trailers





# BULK TRAILER TRAP OPENERS

**WORKMASTER**  
WE FIND A WAY — OR MAKE ONE!

## THE IDEAL CHOICE FOR:

- Busy Unloading Sites which require consistently rapid Opening/Closing of Traps - **ALL DAY**
- Sites which receive Trailers with stubborn Traps
- Unloading Sites with multiple pits
- Unloading Sites with a less agile workforce



### DRIVE ARM BALANCER

Simply and easily pull the Drive Arm into position, the Arm remains suspended at working height with no upward pressure on the Operator's hand while opening the Trap.

### TO-E02-MP

The Electric (120V/1PH/60Hz) over Hydraulic powered WORKMASTER® Wellman **TO-E02-MP** Mobile Position Opener features a motor-mounted 4-wheel base with 3" wide wheels to easily roll over any grating at the unloading pit. This model is ideal for Unloading Sites that require maneuverability along the entire unloading zone.

*The TO-E02-MP Can Easily be Shared at Multiple Pits!*

**LOW**  
150 FT-LBS

**HIGH**  
250 FT-LBS

### DUAL TORQUE RANGE

Based on the Trailer being unloaded, the Trap will require either one of two torque options: **LOW** or **HIGH** Torque Range. Adjusting the Torque Valve Handle into the proper position ensures you will always have enough torque to open—but not damage—your Trap.

### STEERING ARM

Provides the ability to easily maneuver the **TO-E02-MP** around your Unloading Site with a 4ft turn radius. Easy to attach/detach when necessary.



## TO-E02-FP

The Electric (120V/1PH/60Hz) over Hydraulic powered WORKMASTER® Wellman **TO-E02-FP** Fixed Position Opener features a remote mounted motor unit so that it can be permanently installed within 20' of the unloading pit for sites with tight working quarters or where a clear walkway is needed behind the Opener. The travel arm extends 5' Left or Right of the mount post.


## TO-E02-NA

The Electric (120V/1PH/60Hz) over Hydraulic powered WORKMASTER® Wellman **TO-E02-NA** Narrow Aisle Opener is powered by an external motor unit, and is designed for sites that are particularly space confined, yet still require maneuverability along the unloading zone.



## TO-E02-TK

The Electric (120V/1PH/60Hz) over Hydraulic powered WORKMASTER® **TO-E02-TK** Track Mounted Opener is permanently installed at the unloading site with an external motor unit. This model can be post mounted or wall mounted to leave site walkway clear and accessible.




# BULK TRAILER TRAP OPENERS

**WORKMASTER®**  
WE FIND A WAY — OR MAKE ONE!

## THREE DRIVE FITTINGS INCLUDED

The large majority of Trailer Trap Crank Shafts fall into three general categories: (1) the standard 1-1/2" socket style crank shaft; (2) the 1" slotted-pin style crank shaft; (3) the 1" square bit style crank shaft found on CORNHUSKER style trailers. WORKMASTER® Trap Openers come complete with a Crank Shaft Drive Fitting for each of these three trailer crank shaft styles.



### STANDARD TRAP



### 1-1/2" SOCKET STANDARD DRIVE FITTING



### PIN STYLE TRAP



### 1-1/2" SOCKET DRIVE FITTING w/ 1" SLOTTED PIN ADAPTER



### CORNHUSKER STYLE TRAP



### 1-1/2" SOCKET DRIVE FITTING w/ 1" SQ DR ADAPTER





## BULK TRAILER TRAP OPENERS

The **TO-A02 Bulk Trailer Trap Opener** is a hand-held pneumatic Torque Tool with precise torque control that is optimized down to the finest detail for maximum productivity and longevity at any unloading site. The backbone of any Torque Limiting Tool is its gears, and the gears that are the driving force behind the **TO-A02** are designed with an extreme durability factor.

The **TO-A02 Opener** has endured more from long term testing than it will ever experience at a trailer unloading site. Based on air pressure adjustment, the **TO-A02** Opener produces **150-lbf to 250-lbf**; when the air regulator is at **20-PSI**, the Opener produces **145-lbf at 20-RPM**; when set at **40-PSI**, the Opener produces **250-lbf at 25-RPM**. An airflow of **50 to 55 CFM** guarantees optimum performance at **20 to 40-PSI**.



### Features

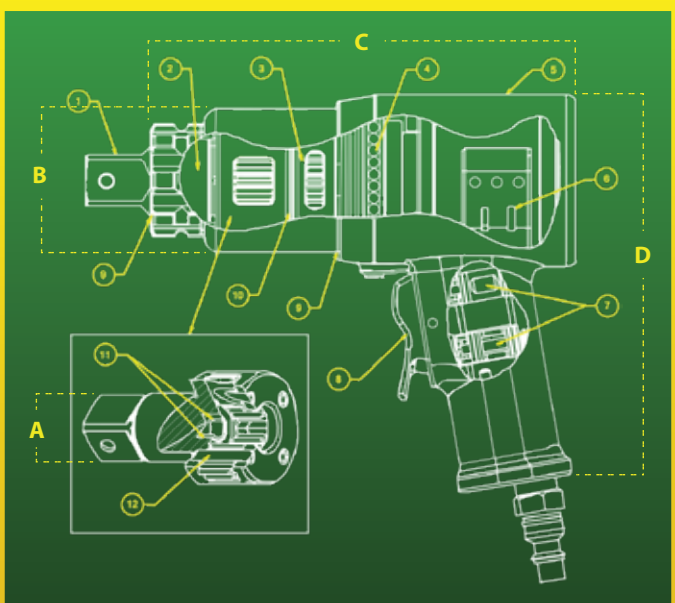
- 1 Hardened alloy steel for durability and long cycle life
- 2 Bearings support the loads experienced at the square drive
- 3 Multi-stage planetary gear systems with optimized tooth design
- 4 Smooth ball bearing rotation of the gearbox housing independent from the motor handle
- 5 Lightweight aluminum handle with durable, slip-resistant textured coating
- 6 Ultra-efficient air motor designed for easy maintenance
- 7 Cartridge-style valves provide easy replacement
- 8 One finger trigger control for forward and reverse
- 9 O-rings seal grease in while keeping water and dirt out
- 10 Thrust bearing between stages isolate the motor when used in all orientations
- 11 Gears run on low friction, high strength bearing sleeves
- 12 Tool steel pins in each stage carrier

### PERFORMANCE DATA

RPM @ 10 psi	16.5
RPM @ MAX psi	44
TOOL MAX psi	80
MIN. TORQUE (ft/lbs)	78
MAX. TORQUE (ft/lbs)	530
dB (a)	≤ 85
Weight lbs. (as shown)	16.75

### TORQUE TOOL DIMENSIONS

SQUARE DRIVE A	0.75"
LENGTH B	2.56"
LENGTH C	6.80"
LENGTH D	7.89"



# BULK TRAILER TRAP OPENERS

**WORKMASTER**  
WE FIND A WAY — OR MAKE ONE!

## Multi-Position Side Handle

Removable multi-position side handle comes standard with seven different mounting positions for increased operator comfort during use.

## Forward/Reverse Two Position Trigger

After securely engaging the drive fitting in the trailer's crank shaft, a simple press of the trigger on the pistol grip handle will cause the torque reaction arm to rotate until it is stabilized against the trap, and the drive fitting begins to open/close the hopper; then, within seconds the **TO-A02** will stall at the preset torque. To reverse the direction of rotation, simply depress the trigger in the opposite direction to release the stored torque load off the reaction arm.

## Air Supply Kit

Every **TO-A02** comes complete with: 10-ft of Air Hose, fitted with a 1/2" NPT x QC Coupler; A Compressed Air Filter, Regulator, Lubricator Assembly in a HD Carrier for ease of use and protection; Air Tool Oil(1-QT).



## THREE DRIVE FITTINGS INCLUDED

The large majority of Trailer Trap Crank Shafts fall into three general categories: (1) the standard 1-1/2" socket style crank shaft; (2) the 1" slotted-pin style crank shaft; (3) the 1" square bit style crank shaft found on CORNHUSKER style trailers. WORKMASTER® Trap Openers come complete with a Crank Shaft Drive Fitting for each of these three trailer crank shaft styles.

### STANDARD TRAP



### PIN STYLE TRAP



### CORNHUSKER STYLE TRAP



**1-1/2" SOCKET  
STANDARD DRIVE FITTING**  
(16.75 LBS FULLY ASSEMBLED w/ TOOL)

**1-1/2" SOCKET DRIVE FITTING  
w/ 1" SLOTTED PIN ADAPTER**  
(19 LBS FULLY ASSEMBLED w/ TOOL)

**1-1/2" SOCKET  
DRIVE FITTING  
w/ 1" SQ DR ADAPTER**  
(20 LBS FULLY ASSEMBLED w/ TOOL)

**TORQUE TOOL**  
(9 LBS)





# BULK TRAILER TRAP OPENERS

**WORKMASTER**  
WE FIND A WAY — OR MAKE ONE!

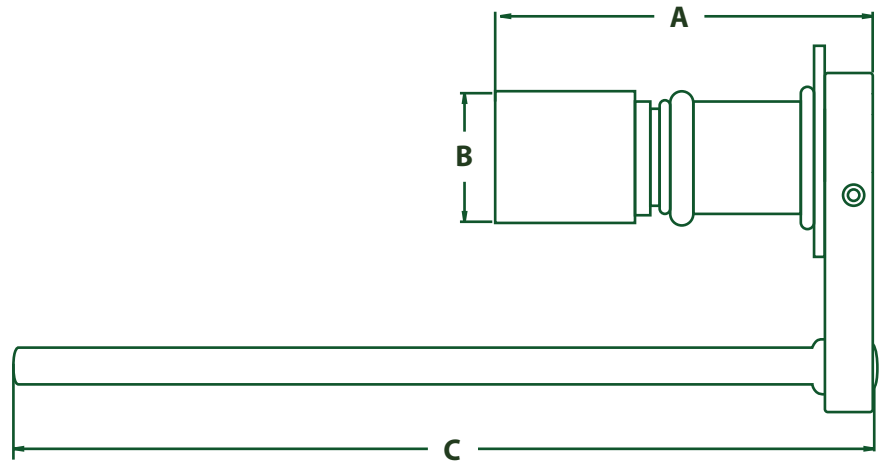
## TO-A02 KIT BREAKDOWN



ITEM	P/N	DESCRIPTION
1	32-70800	Torque Tool
2	32-70802	Multi-Position Side Handle
3	33-10060	1-1/2" Drive Fitting w/ Torque Reaction Arm
4	33-10056	1" Cornhusker Drive Fitting Adapter w/ Extended Torque Reaction Arm
5	33-10050	1" Slotted Pin Drive Fitting Adapter
6	32-70801	Air Supply Kit
7	32-70806	10' Fitted Hose Assy
8	36-21010	Air Motor Oil
9	32-90020	Utility Bag

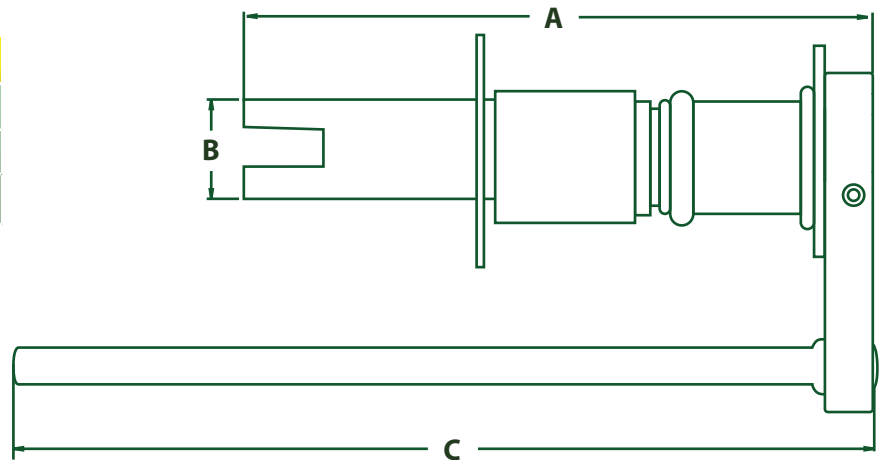
## TO-A02 STANDARD SETUP

DIMENSIONS	
LENGTH A	5.75"
DRIVE FITTING B	1.50"
LENGTH C	12.75"



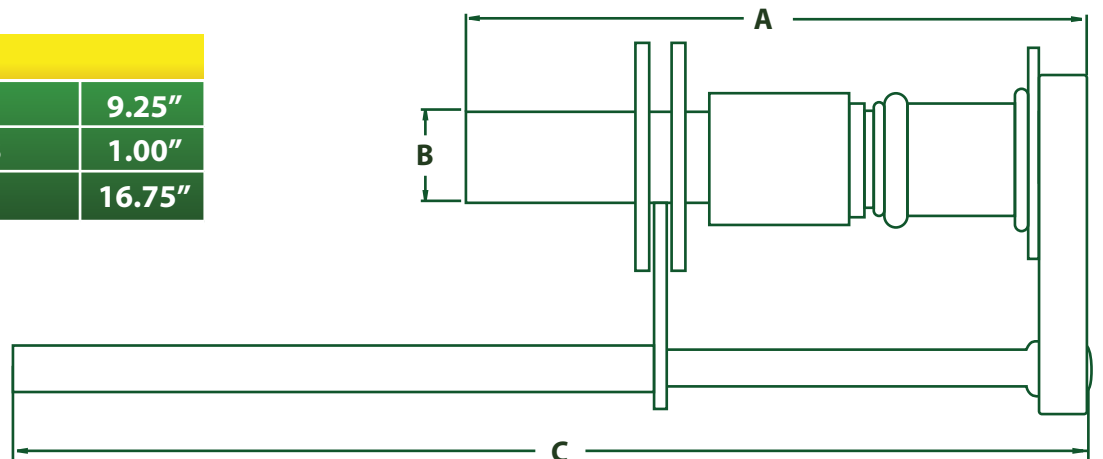
## TO-A02 PIN STYLE SETUP

DIMENSIONS	
LENGTH A	10.375"
DRIVE FITTING B	1.50"
LENGTH C	12.75"



## TO-A02 CORNHUSKER STYLE SETUP

DIMENSIONS	
LENGTH A	9.25"
DRIVE FITTING B	1.00"
LENGTH C	16.75"



# BULK TRAILER TRAP OPENERS

## Application Data Sheet

**WORKMASTER**  
WE FIND A WAY — OR MAKE ONE!



PRINT



SUBMIT

### I. CUSTOMER INFORMATION

Company: \_\_\_\_\_

Date: \_\_\_\_\_

Contact: \_\_\_\_\_

Ph: \_\_\_\_\_

Title: \_\_\_\_\_

Ext: \_\_\_\_\_

Address: \_\_\_\_\_

E-m: \_\_\_\_\_

City, St, Zip: \_\_\_\_\_

Fax: \_\_\_\_\_

Determining the most appropriate **Trailer Trap Opener** for an unloading site requires **Complete** and **Accurate Data**. We want our Trailer Trap Opener to be one of our Customer's **Best Buys – Ever!**

### II. PRODUCT and TRAILER

1. What Product(s) is Unloaded: \_\_\_\_\_

2. How Many Receiving Pits? \_\_\_\_\_

3. Typical Hours of Operation: \_\_\_\_\_

4. How Many Trailers Unloaded: DAILY \_\_\_\_\_; WEEKLY \_\_\_\_\_; MONTHLY \_\_\_\_\_  
\_\_\_\_\_ or \_\_\_\_\_

How Many Bushels Unloaded: DAILY \_\_\_\_\_; WEEKLY \_\_\_\_\_; MONTHLY \_\_\_\_\_

5. Receiving Schedule: ☐ Year Round ☐ Seasonal - **Begins** (Month): \_\_\_\_\_ **Ends**: \_\_\_\_\_

6. Which Hopper Trailer Configuration is Most Common at Site?

☐ 1 Hopper per Trailer ☐ 2 Hoppers Per Trailer ☐ Other: \_\_\_\_\_

7. Do Trailers Primarily use: ☐ Rack & Pinion Type Traps ☐ Strap Type Traps?

8. How are Traps currently opened?:

☐ Hand-Crank ☐ Ratchet Wrench ☐ Torque Wrench ☐ Power Tool

☐ **NO**, if so: Explain opening method: \_\_\_\_\_

9. Who Opens Traps? ☐ Plant Personnel ☐ Driver ☐ Other: \_\_\_\_\_

10. Describe the Most Common Problems or Difficulties Opening Trailer Traps:

☐ Jammed - Product ☐ Speed of Opening ☐ Site Related Difficulties

☐ Jammed - Poor Trap Condition ☐ Other: \_\_\_\_\_

11. Do Weather Conditions or Temperature affect opening the Traps?

☐ **YES** Heat: \_\_\_\_\_°F Cold: \_\_\_\_\_°F ☐ **NO**, not affected by weather

☐ Humidity Related ☐ Rain Related ☐ Ice/Snow Related

12. Trailers Discharge Into/Onto:

☐ Bin or Hopper ☐ Pneumatic Conveyor ☐ Truck

☐ Drag Conveyor ☐ Belt Conveyor ☐ Stacker to Stockpile

☐ Screw Conveyor ☐ Vibrating Conveyor ☐ Other: \_\_\_\_\_



# BULK TRAILER TRAP OPENERS

## Application Data Sheet



### III. SITE: CONDITIONS AND CONSIDERATIONS

1. Is Unloading Site Enclosed? ☐ YES, if so: ☐ Partial ☐ Full ☐ NO, not enclosed
2. Is Top of Pit: ☐ Above (a); ☐ Below (b); ☐ Even w/Grade (c); If (a) or (b): Height \_\_\_\_\_"

### 3. Describe the Walkway Conditions at the Unloading Site:

- ☐ Level
 ☐ Bumpy
 ☐ Rough
 ☐ Paved  
☐ Aggregate
 ☐ Dirt
 ☐ Loose
 ☐ Packed  
☐ Other

#### 4. Power Available:

**Electric:**      VAC      PH      AMPS

**Compressed Air:** Pressure: \_\_\_\_\_ PSI @ Site      Volume: \_\_\_\_\_ CFM @ Site

5. Based on quantity of Trailers you receive and the layout/condition of your Unloading Site please rate the importance of each Need/Goal on a scale of 5 (most) to 1 (least):

- |             |                          |                          |                          |                          |                          |
|-------------|--------------------------|--------------------------|--------------------------|--------------------------|--------------------------|
| Safety:     | <div><div></div></div> 5 | <div><div></div></div> 4 | <div><div></div></div> 3 | <div><div></div></div> 2 | <div><div></div></div> 1 |
| Speed:      | <div><div></div></div> 5 | <div><div></div></div> 4 | <div><div></div></div> 3 | <div><div></div></div> 2 | <div><div></div></div> 1 |
| Power:      | <div><div></div></div> 5 | <div><div></div></div> 4 | <div><div></div></div> 3 | <div><div></div></div> 2 | <div><div></div></div> 1 |
| Automation: | <div><div></div></div> 5 | <div><div></div></div> 4 | <div><div></div></div> 3 | <div><div></div></div> 2 | <div><div></div></div> 1 |
| Budget:     | <div><div></div></div> 5 | <div><div></div></div> 4 | <div><div></div></div> 3 | <div><div></div></div> 2 | <div><div></div></div> 1 |

**6. Other Information about your specific problem or Unloading Site you think we should be aware of:**

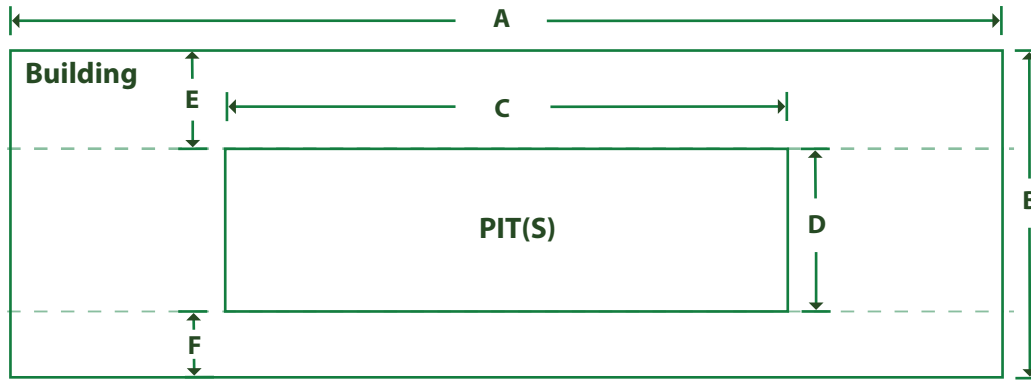
[illegible]

# BULK TRAILER TRAP OPENERS

## Application Data Sheet

### V. SITE: DIAGRAM - Unloading Pit #1

1. Based on the DIAGRAM below, what are dimensions (please specify inches ["] or feet ['']) of:



A: \_\_\_\_\_ ;

B: \_\_\_\_\_ ;

C: \_\_\_\_\_ ;

D: \_\_\_\_\_ ;

E: \_\_\_\_\_ ; ( To nearest wall/obstruction )

F: \_\_\_\_\_ ; ( To nearest wall/obstruction )

2. Trailer Traffic Direction ☐ ☐

3. Please List Any Noteworthy Obstructions that Compromise the Receiving Pit Walkway(s)

Ex: Beams, Foundation, Dust Collection, Electrical/Controls, etc. :

---



---

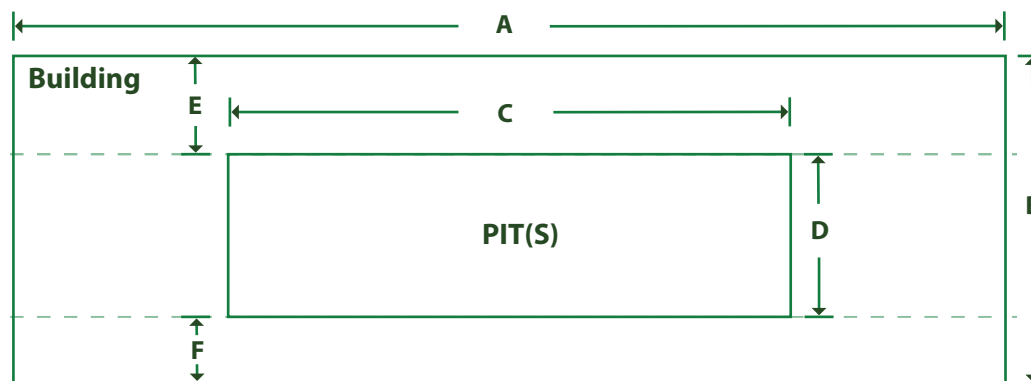


---

(If applicable, please provide pictures)

### V. SITE: DIAGRAM - Unloading Pit #2

4. Based on the DIAGRAM below, what are dimensions (please specify inches ["] or feet ['']) of:



A: \_\_\_\_\_ ;

B: \_\_\_\_\_ ;

C: \_\_\_\_\_ ;

D: \_\_\_\_\_ ;

E: \_\_\_\_\_ ; ( To nearest wall/obstruction )

F: \_\_\_\_\_ ; ( To nearest wall/obstruction )

5. Trailer Traffic Direction ☐ ☐

6. Please List Any Noteworthy Obstructions that Compromise the Receiving Pit Walkway(s)

Ex: Beams, Foundation, Dust Collection, Electrical/Controls, etc. :

---



---



---

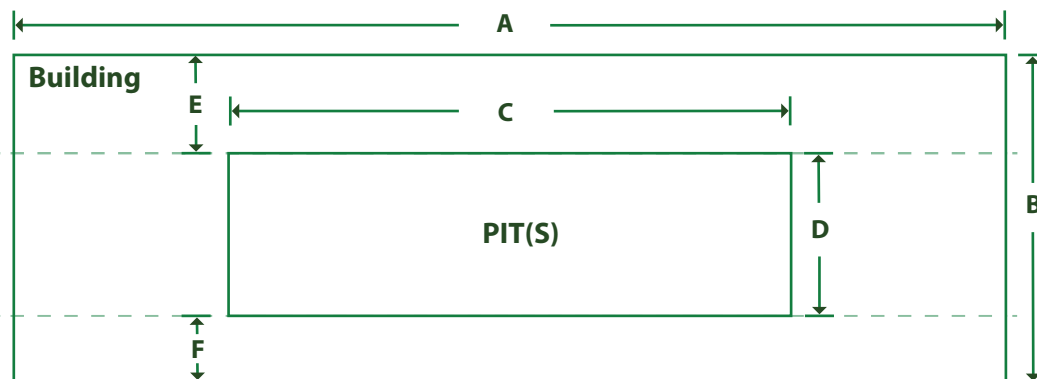
(If applicable, please provide pictures)

# BULK TRAILER TRAP OPENERS

## Application Data Sheet

### V. SITE: DIAGRAM - Unloading Pit #3

7. Based on the DIAGRAM below, what are dimensions (please specify inches ["] or feet [']) of:



A: \_\_\_\_\_ ;

B: \_\_\_\_\_ ;

C: \_\_\_\_\_ ;

D: \_\_\_\_\_ ;

E: \_\_\_\_\_ ; ( To nearest wall/obstruction )

F: \_\_\_\_\_ ; ( To nearest wall/obstruction )

8. Trailer Traffic Direction ☐ ☐

9. Please List Any Noteworthy Obstructions that Compromise the Receiving Pit Walkway(s)

Ex: Beams, Foundation, Dust Collection, Electrical/Controls, etc. :

---



---

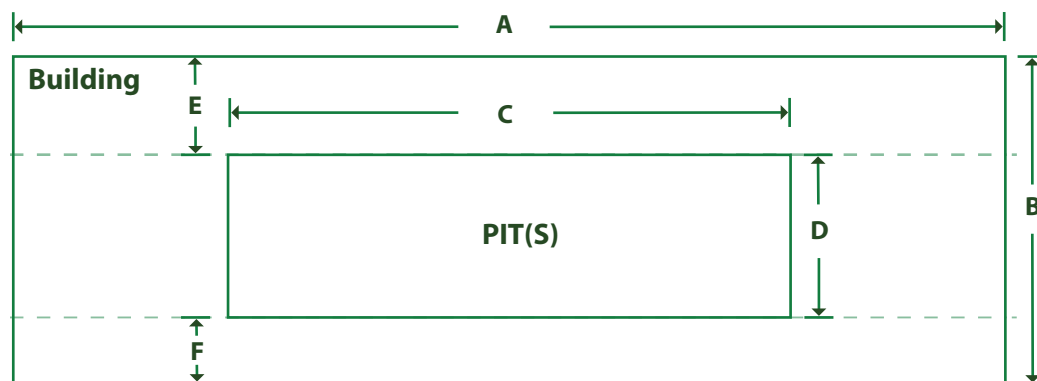


---

(If applicable, please provide pictures)

### V. SITE: DIAGRAM - Unloading Pit #4

10. Based on the DIAGRAM below, what are dimensions (please specify inches ["] or feet [']) of:



A: \_\_\_\_\_ ;

B: \_\_\_\_\_ ;

C: \_\_\_\_\_ ;

D: \_\_\_\_\_ ;

E: \_\_\_\_\_ ; ( To nearest wall/obstruction )

F: \_\_\_\_\_ ; ( To nearest wall/obstruction )

11. Trailer Traffic Direction ☐ ☐

12. Please List Any Noteworthy Obstructions that Compromise the Receiving Pit Walkway(s)

Ex: Beams, Foundation, Dust Collection, Electrical/Controls, etc. :

---



---



---

(If applicable, please provide pictures)



WHY I BELIEVE IN ... AIRMATIC

# Workmaster Wellman Bulk Trailer Hopper Opener

MOBILE UNIT MAKES OPENING TRAILER HOPPERS EASIER AND SAFER

The **Workmaster® Wellman bulk trailer hopper openers** were introduced in July 2017 to help eliminate safety and productivity problems with the dangerous, dirty, and slow job of unloading grain trailers.

Distributed by **Airmatic Inc.**, Workmaster's bulk trailer hopper openers are ergonomically designed for maximum operator safety and to eliminate repetitive motion injuries caused by hand-pull tools.

According to Airmatic Sales Director Bob Braun (800-332-9770), "The Wellman trailer trap opener features efficient, explosion-proof electric over hydraulic power design, and the high and low torque design allows for opening traps in accordance with manufacturers' specifications. It also offers significant time savings during high-volume and peak load times."

Here is what some users say about the Workmaster Wellman bulk trailer hopper opener:

**Greg Oberle**  
**Terminal Manager**  
**CHS Inc.**  
**Savage, MN**

"We have owned a Workmaster Wellman bulk trailer hopper opener for about a year and a half. We have a mobile version, so we can move in and out of our receiving pits.

"We purchased this product because there is nothing like it on the market. There are some handheld models out there, but this unit is the real deal. It speeds up our unloading process, but it's more than that. Anyone who has their people opening truck hoppers, there's a risk for injury. This machine really minimizes the risk. Efficiency and injury risk minimization in one product — now that's a powerful combination.

"Also, the machine is very well built. It's quiet and easily maneuverable in and out of the receiving area, so we can move it from pit to pit depending on



*Workmaster Wellman bulk trailer trap opener.*

what we're doing.

"There are just so many positives about it: It's well built, everything is rated for our classified area, and it has explosion-proof motors. John really did his homework."

**Trevor Keating**  
**Safety Director**  
**Prairie Ag Partners**  
**Lake Preston, SD**

"We got our Workmaster Wellman bulk trailer hopper in 2017 after I met the creator, John Wellman, at a trade show.

"One of the reasons we really like it is its portability — it's not a bolt-down machine that stays at the same receiving pit. We have multiple locations with more than one receiving pit, so we're able to share one machine amongst our elevators, depending on which location is busy at the time.

"It works really well. There have been only two or three trailers that it could not open, but that's because the traps were either neglected or damaged. Overall, we are very pleased.

Additionally, it's been maintenance free. All we do before each season is grease a few bearings and check the oil.

"We like the product because it offers both safety and efficiency. It causes less stress because you don't have an employee on the end of a crank using his back and his arms. It also prevents employee

fatigue. If we're running long hours, one employee can handle that spot all day. That makes dumping grain more efficient and lessens the chance of injury."

**Joe Gullickson**  
**Operations Manager**  
**Walsh Grain Terminal**  
**Park River, ND**

"We've had the Workmaster Wellman bulk trailer hopper opener for a little more than a year now. We decided to purchase the mobile model because it was the easiest to use, and it eliminated all the awkward bending. It takes the work out of unloading trailers, basically.

"The trailers we work with are just about as awkward as you can get — the angle, the height, everything. It's a grueling job, especially in cold and ice. This machine just makes it so much easier — it takes the work out of it.

"Our unit is very nice, and it performs really well. We haven't touched it as far as maintenance goes.

"What we like most about it is you don't really have to lift anything. It has a tensioner that kind of holds it up for you. Then, all you have to do is pull a lever. It has wheels, so we slide it back and forth. Also, it has several sockets for the ends of different trailers. That's a pretty nice touch." ■

*Anyone who has their people opening truck hoppers, there's a risk for injury. This machine really minimizes the risk. Efficiency and injury risk minimization in one product — now that's a powerful combination.*

*-Greg Oberle, CHS Inc.*

# WORKMASTER®

WE FIND A WAY — OR MAKE ONE!

**WORKMASTER®** is a manufacturer of labor savings bulk material handling tools to help safely and efficiently unload, transport, store and process bulk solids from hopper bottom railcars, bulk trailers, bins, silos and chutes. To help Customers gain maximum benefit from our bulk materials handling tools and equipment, we also supply a complete line of operating, mounting, and maintenance products and accessories, such as Timers and Motor Controls, Vibrator Mounts, and Lubricating Oils to help keep your unloading site tools running longer and more efficiently. WORKMASTER products help Customers work more safely and efficiently, increase the lifespan of production-critical equipment, and decrease operating and maintenance costs of tools and equipment used in some of Industry's most dangerous, difficult, and dirty jobs.



Master Distributor

**AIRMATIC®**  
WE'LL HANDLE IT.

[airmatic.com](http://airmatic.com)

Ph: 800.332.9770 Int: +1.215.333.5600  
Fx: 888.964.3866 Int: +1.215.331.9770